

TRACTOR

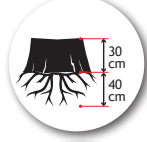
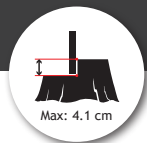
FSI T25 / FSI T27 / FSI T65

FOR TRACTORS 25-120 HP

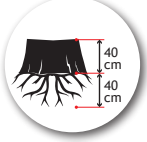
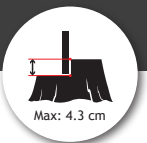
fsi
power tech



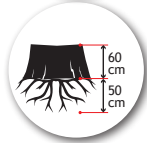
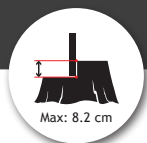
FSI T25



FSI T27



FSI T65



OPERATION

JOYSTICK
for comfortable and
precise control
All functions available
right at the hand



www.fsi.dk
STUMP CUTTERS • MADE IN DENMARK



TRACTOR

FSI T25

- 3-Point linkage for cat. 1
- PTO Shaft (540/1000 RPM)
- T-Gear and V-belt drive for optimal power transmission
- Hydraulic joystick with full operational control
- Control box supplied with extra bracket for mounting on tractor
- Hydraulic top-link
- Tool set

Requirements	
Power	19-41 kW / 25-55 HP
Max oil flow	35 l/min, 180 bar
Cutting Head	
Diameter	470 mm
Tooth system	FSI 21 - 3 x rotatable
No. of teeth	16
Cutter wheel drive	T-gear and V-belt
Sweep system	Hydraulic
Cutting range	
Above ground level	35 cm
Below ground level	40 cm
Sweep width	100 cm
Max cutting depth	4.1 cm per sweep
Dimension	
Length	1750 mm
Width	1000 mm
Height	1100 mm
Weight	240 kg

FSI T27

- 3-Point linkage for cat. 1/2
- PTO Shaft (540 RPM)
- T-Gear and V-belt drive for optimal power transmission
- Electro-hydraulic joystick with full operational control
- Control box supplied with extra bracket for mounting on tractor
- Hydraulically extension of cutting head on arm to increase working area
- Adjustable support legs ensure stability during cutting
- Tool set

Requirements	
Power	27-60 kW / 35-80 HP
Max oil flow	35 l/min, 180 bar
Cutting Head	
Diameter	470 mm
Tooth system	FSI 25 - 3 x rotatable
No. of teeth	16
Cutter wheel drive	T-gear and V-belt
Sweep system	Hydraulic
Cutting range	
Above ground level	40 cm
Below ground level	40 cm
Sweep width	140-175 cm
Max cutting depth	4.3 cm per sweep
Dimension	
Length	2000 mm
Width	1350 mm
Height	1200 mm
Weight	360 kg

FSI T65

- 3-Point linkage for cat. 2
- PTO Shaft (540 RPM)
- T-Gear and double-sided V-belt drive for optimal power transmission
- Electro-hydraulic joystick with full operational control
- Control box supplied with extra bracket for mounting in cabin
- Hydraulically extension of cutting head on arm to increase working area
- Hydraulically controlled heavy-duty chip guard
- Adjustable support legs ensure stability during cutting
- Tool set

Requirements	
Power	53-90 kW / 70-120 HP
Max oil flow	90 l/min, 180 bar
Cutting Head	
Diameter	720 mm
Tooth system	FSI 29 - 3 x rotatable
No. of teeth	28
Cutter wheel drive	T-gear and V-belt
Sweep system	Hydraulic
Cutting range	
Above ground level	35 cm
Below ground level	40 cm
Sweep width	100 cm
Max cutting depth	8.2 cm per sweep
Dimension	
Length	3200 mm
Width	1520 mm
Height	1700 mm
Weight	700 kg