

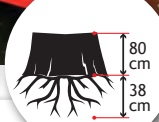
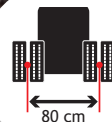
# FSI D30

25 HP KUBOTA DIESEL ENGINE

**fsi**  
power tech



POWER-CLUTCH




## NARROW ACCESS

Remove twin-wheels with a single bolt or retract tracks to decrease machine width




## LARGE WORKING AREA

Cover up to 135 cm in one sideways sweep



## FSI power-clutch

Developed by FSI, this heavy-duty hydraulic clutch with integrated brake is designed specifically for use in stump cutters



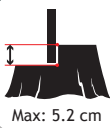
## EXCELLENT CONTROL

With the pivoting console or radio control the operator has a great view of the working area at a safe distance

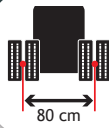


[www.fsi.dk](http://www.fsi.dk)  
**STUMP CUTTERS • MADE IN DENMARK**

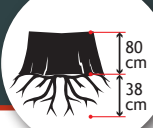
POWER-CLUTCH



Max: 5.2 cm



80 cm



80 cm  
38 cm



135 cm

**fsi**  
power tech



## FSI D30

**For the professional user who cuts stumps regularly**

- V-belt drive for optimal power transmission
- FSI power-clutch - powerful hydraulic clutch with active brake
- Fast braking of cutter disc on disengaging
- LED work light
- Easily accessible lashing & lifting points
- Tool set
- Integrated toolbox
- OPTION: FSI power-sweep - intelligent sweep controller for top performance

### FSI D30

- Hydraulic 2WD, with mechanical differential lock for better mobility and increased traction
- 90 degrees swivel control panel, provides excellent visibility of the cutting area
- Twin wheels with centre bolt for easy fitting/removing
- Safety bar, disengaging the cutter wheel upon release

### FSI D30 TRACK

- Expanding and retracting rubber tracks
- 90 degrees swivel control panel, provides excellent visibility of the cutting area
- Safety bar, disengaging the cutter wheel upon release

### FSI D30 TRACK REMOTE

- Expanding and retracting rubber tracks
- Control panel with basic operating functions
- Scanreco radio remote control with extra battery, battery charger and cable

| Engine             |                        |
|--------------------|------------------------|
| Engine size / type | 18.5 kW / 25 HP Kubota |
| Fuel type          | Diesel                 |
| Tank capacity      | 35 l                   |
| Cutting Head       |                        |
| Diameter           | 470 mm                 |
| Tooth system       | FSI 25 - 3 x rotatable |
| No. of teeth       | 16                     |
| Clutch             | FSI power-clutch       |
| Cutter wheel drive | V-belt                 |
| Sweep system       | Hydraulic sweep        |
| Cutting range      |                        |
| Above ground level | 80 cm                  |
| Below ground level | 38 cm                  |
| Sweep width        | 135 cm                 |
| Max cutting depth  | 5.2 cm per sweep       |

| Drive system         | 2WD                              | TRACK/<br>TRACK REMOTE      |
|----------------------|----------------------------------|-----------------------------|
| Ground drive         | 2WD Hydraulic                    | Tracks                      |
| Traction wheels      | Ø450 x 180, 8 ply                | N/A                         |
| Twin wheel           | Ø450 x 210, 10 ply               | N/A                         |
| Steering wheels      | Ø410 x 110, 8 ply                | N/A                         |
| Brake                | Automatic                        |                             |
| Dimension            | 2WD                              | TRACK/<br>TRACK REMOTE      |
| Length               | 2700 mm (3020 with dozer)        |                             |
| Width                | 800 mm                           | 800 mm                      |
| with twin wheels     | 1350 mm                          |                             |
| with extended tracks |                                  | 1150 mm                     |
| Height               | 1220 mm                          |                             |
| Weight               | 810 kg                           | 970 kg                      |
| Optionals            | 2WD                              | TRACK/<br>TRACK REMOTE      |
|                      | Twin wheels with tractor profile | Dozer blade with extensions |
|                      | FSI power-sweep                  |                             |
|                      | Document tube                    |                             |